



Technical Support

If you having trouble using Mango Language please consult the support section of the website, accessible from the top right of the dashboard.

Allegheny Public Libraries

[Courses](#) | [Translate](#) | [Support](#)



You can also contact Mango Languages Tech Department at:

1-877-626-4611 ext 807

For all other questions please contact your librarian.



<http://articles.einetwork.net>

Language Learning

Where will **you** Mango?™



Mango Languages : Information And Instructions

Mango is an online language-learning system that teaches actual conversation skills for 12 different languages.

It's fast.

It's fun.

It's available at your library!

<http://articles.einetwork.net>

What Is It

What is Mango?






Mango is a conversational language learning tool. By listening to and repeating after material designed from native conversations, you'll not only learn the individual words and phrases, you'll know how they're used in practical situations and conversations. You'll learn more than grammar, vocabulary and conjugation, you'll learn how to communicate.

Languages

There are currently 12 different language lesson sets available, with more coming soon!

- | | |
|--|---|
|  Brazilian Portuguese |  Spanish |
|  Japanese |  French |
|  German |  Italian |
|  Greek |  Russian |
|  Mandarin Chinese | |
|  English as a Second Language: Polish, Spanish, Brazilian Portuguese. | |

Features

-  **Self-Paced Learning**
-  **Grammar and Culture Notes**
-  **Conversational Focus**
-  **Memory Building System**
-  **Interactive Words and Phrases**

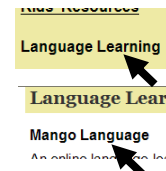
Getting Started

Signing Up

To access Mango you will need a computer with internet access, Javascript, and Adobe Flash Player.

1. Start by opening a web browser to your library homepage and navigating to the Find Articles and More page or by typing: <http://articles.einetwork.net> directly into the address bar.

2. Click on Language Learning and then Mango Language.



3. From the Mango Languages web page you will need to create a profile using your library card number, email address and, password. You will need to reenter your email and password each time you access Mango.

Create a profile to track your progress

Your library card number

Your Email

Password

Creating a profile allows you to track your progress each time you access Mango.

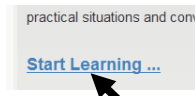
4. Mango will send you an email confirming your new profile. You must click on the activation link within the email to complete registration.

Now you are ready to begin!

Starting a Lesson

After logging in you will be directed to your profile page, called the dashboard. The dashboard keeps track of the languages you are learning, the amount of time spent, and the lessons completed.

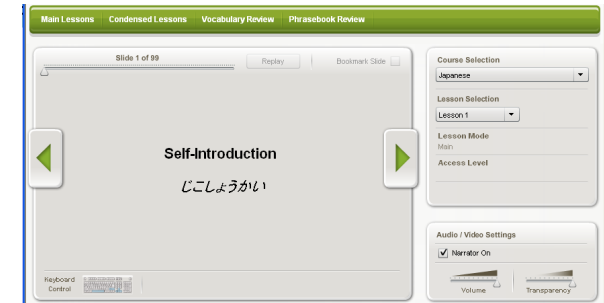
1. Click on Start Learning



2. Choose a language from the list of languages that you want begin and click on it.



3. A lesson page will popup in a new window. At this point you will turn on your headphones or speakers.



From the lesson page you will use the arrows to navigate to a new slide, each slide teaching a new word or phrase. You can progress through thousands of slides and up to 100 lessons in each language.