

# Want to learn a new language?

If you're a Northland Public Library user, you can learn online for free with Mango Languages!

- Spanish
- French
- Italian
- Brazilian Portuguese
- Japanese
- German
- Russian
- Greek
- Mandarin Chinese
- ESL Polish
- ESL Spanish
- ESL Brazilian Portuguese

**& more languages coming soon!**

Anyone can learn in-library. To create a profile or learn from work or home, use your library card!

## Mango Languages

is an online language-learning system teaching actual conversation skills for a wide variety of languages.

### How to Get to Mango Languages:

- Go to Northland Public Library's website at [www.northlandlibrary.org](http://www.northlandlibrary.org)
- Under Shortcuts, click on the words [Online databases](#)
- Find the words [Shared Databases](#)
- Underneath [Shared Databases](#), click on [Language Instruction](#)
- Click on [Mango Language](#)

**You can choose to create a profile that will keep track of your progress over multiple visits. You can also just log in and start learning with no progress record saved.**

### To go straight into learning without saving a progress record:

- Look for the gray rectangle on the page.
- Click in the box that says Your Card Number and type in your library card number (no spaces!).
- Click the green Start Learning button.

### To create a profile that will track your progress:

- Look at the right half of the green rectangle where it says "Create a profile."
- In the library card number box, type your library barcode (no spaces!).
- In the email box, type your email address. (If you do not have one, you may want to sign up for one at a free online email provider like Yahoo.com, hotmail.com, or gmail.com.)
- In the password box, create and type a password that you will remember. (The letters will appear as dots, so make sure you type it correctly!) If you need to, write it down so you remember it!
- Click Sign Up.
- Check your email. Mango will send you an activation link to click.

### On return visits once you have created a profile:

- Use the Log In section of the green rectangle to get in
- In the email box, type your email address
- In the password box, type the password you created for Mango Languages

**ONCE YOU HAVE LOGGED IN, CHOOSE THE LANGUAGE YOU WISH TO LEARN BY CLICKING ON ITS NAME**

Mango will test your Internet browser to make sure it is compatible. If everything is set up okay, Mango will go directly into the first lesson.

**Need Tech Support?** Click [Support](#) at the top right of the Dashboard (where you log in), or contact Mango Languages Tech Dept. at 1-877-626-4611 ext 807, or ask your librarian.

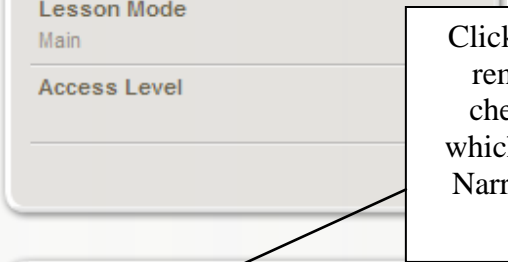
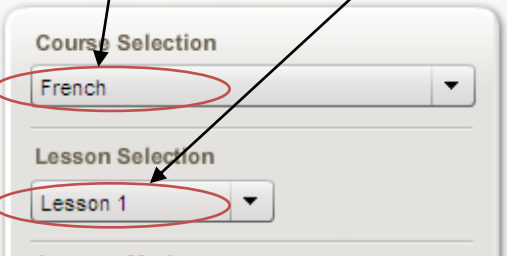
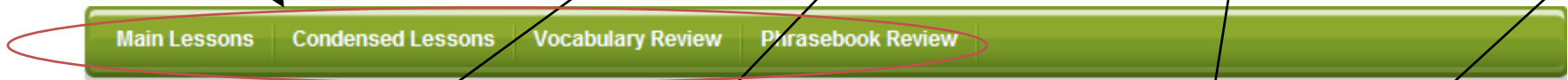
Click on Main Lessons, Condensed Lessons, Vocabulary Review, or Phrasebook Review to switch length or focus of your lesson.

Shows what number slide you are on of the total number of slides in the lesson

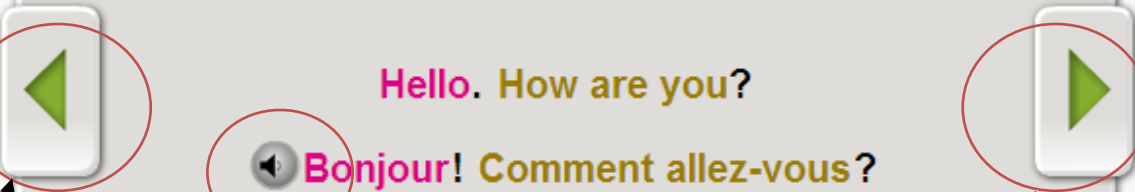
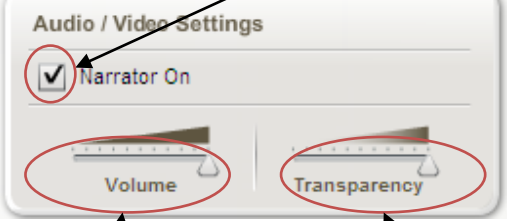
Click here to repeat this slide.

Click here to change which language you are learning.

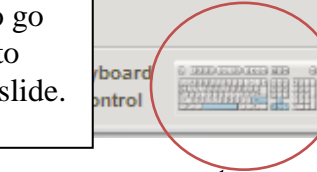
Click here to choose the lesson number to work on.



Click to add or remove the checkmark, which turns the Narrator on or off.



Click to go back to previous slide.



Click on this keyboard to see a large map of the keyboard

Click to hear the word or phrase pronounced

Click for the next slide in the lesson.

Slide to adjust the volume

Move from right to left to increase or decrease the slide's transparency (from white to gray)